



**HESTORE.HU**

elektronikai alkatrész áruház

**EN:** This Datasheet is presented by the manufacturer.

Please visit our website for pricing and availability at [www.hestore.hu](http://www.hestore.hu).

L934LID HIGH EFFICIENCY RED  
 L934LGD GREEN  
 L934LYD YELLOW  
 L934LSRD SUPER BRIGHT RED

### Features

- LOW CURRENT IF=2mA OPERATING.
- HIGH LIGHT OUTPUT AT LOW CURRENTS.
- LOW POWER CONSUMPTION.
- LOW CURRENT REQUIREMENTS.
- WIDE VIEWING ANGLE.
- I.C. COMPATIBLE.
- RELIABLE AND RUGGED.

### Description

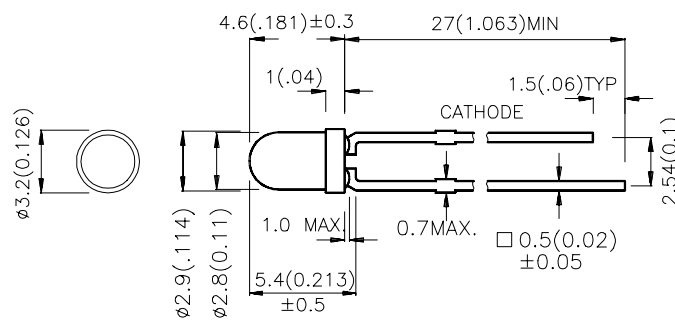
The High Efficiency Red source color devices are made with Gallium Arsenide Phosphide on Gallium Phosphide Orange Light Emitting Diode

The Green source color devices are made with Gallium Phosphide Green Light Emitting Diode..

The Yellow source color devices are made with Gallium Arsenide Phosphide on Gallium Phosphide Yellow Light Emitting Diode.

The Super Bright Red source color devices are made with Gallium Aluminum Arsenide Red Light Emitting Diode.

### Package Dimensions



#### Notes:

1. All dimensions are in millimeters (inches).
2. Tolerance is  $\pm 0.25(0.01)$  unless otherwise noted.
3. Lead spacing is measured where the lead emerge package.
4. Specifications are subject to change without notice.

## Selection Guide

| Part No. | Dice                            | Lens Type       | Iv (mcd)<br>@ 2 mA |      | Viewing<br>Angle |
|----------|---------------------------------|-----------------|--------------------|------|------------------|
|          |                                 |                 | Min.               | Typ. | 2θ1/2            |
| L934LID  | HIGH EFFICIENCY RED (GaAsP/GaP) | RED DIFFUSED    | 0.8                | 3    | 60°              |
| L934LGD  | GREEN (GaP)                     | GREEN DIFFUSED  | 0.8                | 2    | 60°              |
| L934LYD  | YELLOW (GaAsP/GaP)              | YELLOW DIFFUSED | 0.8                | 2    | 60°              |
| L934LSRD | SUPER BRIGHT RED (GaAlAs)       | RED DIFFUSED    | 8                  | 20   | 60°              |

Note:

1. θ1/2 is the angle from optical centerline where the luminous intensity is 1/2 the optical centerline value.

## Electrical / Optical Characteristics at T<sub>A</sub>=25°C

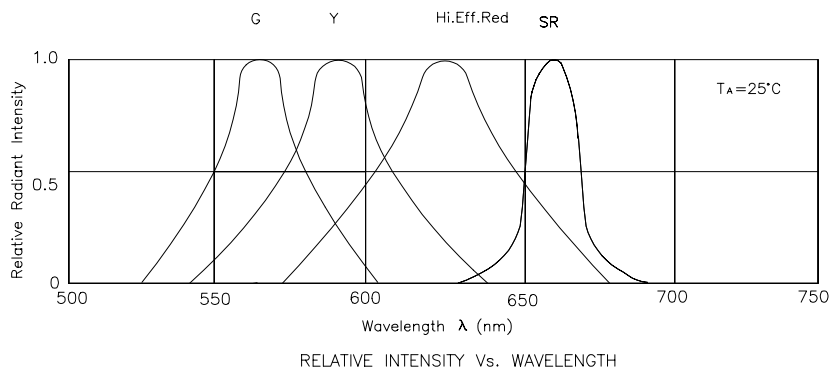
| Symbol            | Parameter               | Device                                                     | Typ.                       | Max.                     | Units | Test Conditions |
|-------------------|-------------------------|------------------------------------------------------------|----------------------------|--------------------------|-------|-----------------|
| λ <sub>peak</sub> | Peak Wavelength         | High Efficiency Red<br>Green<br>Yellow<br>Super Bright Red | 625<br>565<br>590<br>660   |                          | nm    | IF=2mA          |
| λ <sub>D</sub>    | Dominate Wavelength     | High Efficiency Red<br>Green<br>Yellow<br>Super Bright Red | 627<br>568<br>588<br>640   |                          | nm    | IF=2mA          |
| Δλ <sub>1/2</sub> | Spectral Line Halfwidth | High Efficiency Red<br>Green<br>Yellow<br>Super Bright Red | 45<br>30<br>35<br>20       |                          | nm    | IF=2mA          |
| C                 | Capacitance             | High Efficiency Red<br>Green<br>Yellow<br>Super Bright Red | 15<br>15<br>20<br>45       |                          | pF    | VF=0V;f=1MHz    |
| V <sub>F</sub>    | Forward Voltage         | High Efficiency Red<br>Green<br>Yellow<br>Super Bright Red | 1.75<br>1.9<br>1.8<br>1.65 | 2.5<br>2.5<br>2.1<br>2.5 | V     | IF=2mA          |
| I <sub>R</sub>    | Reverse Current         | All                                                        |                            | 10                       | uA    | VR = 5V         |

## Absolute Maximum Ratings at $T_A=25^\circ\text{C}$

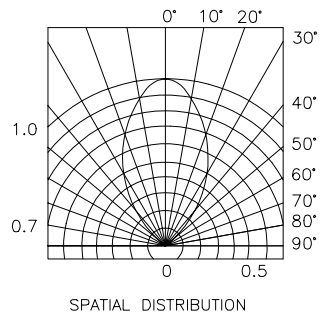
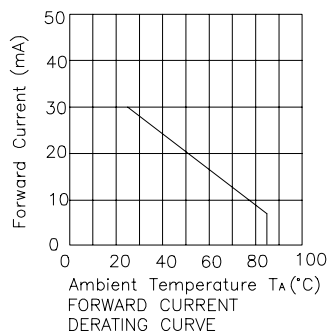
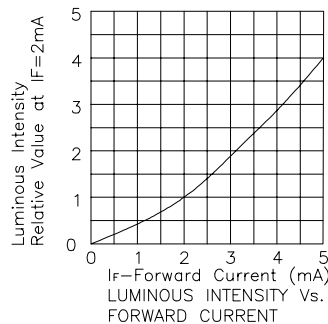
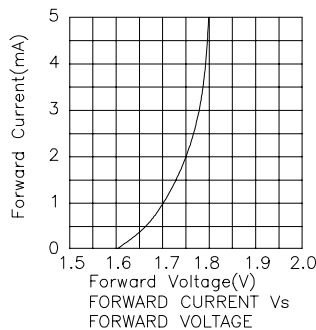
| Parameter                     | High Efficiency Red | Green | Yellow | Super Bright Red | Units |
|-------------------------------|---------------------|-------|--------|------------------|-------|
| Power dissipation             | 105                 | 105   | 100    | 100              | mW    |
| DC Forward Current            | 30                  | 25    | 30     | 30               | mA    |
| Peak Forward Current [1]      | 160                 | 140   | 70     | 155              | mA    |
| Reverse Voltage               | 5                   | 5     | 5      | 5                | V     |
| Operation/Storage Temperature | -40°C To +85°C      |       |        |                  |       |
| Lead Solder Temperature [2]   | 260°C For 5 Seconds |       |        |                  |       |

Notes:

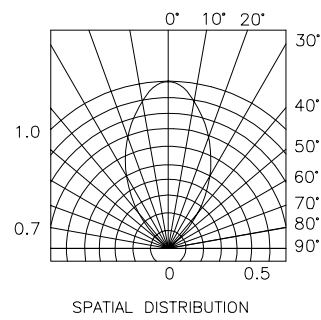
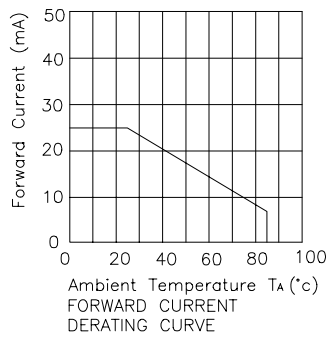
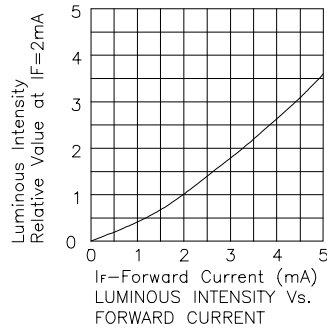
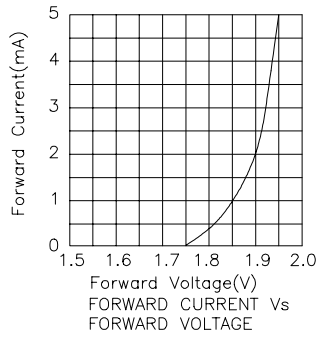
- 1/10 Duty Cycle, 0.1ms Pulse Width.
- 4mm below package base.



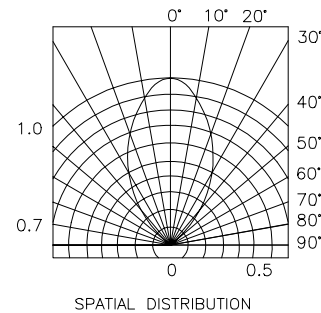
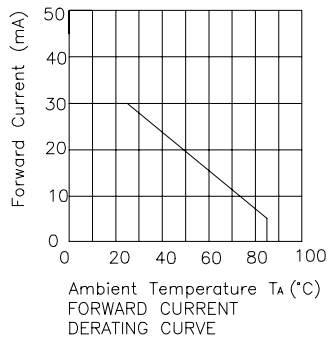
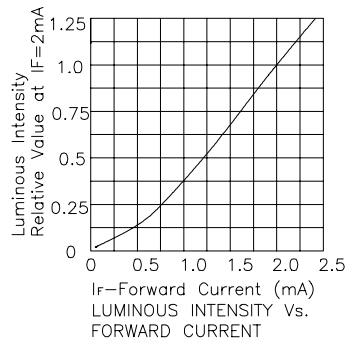
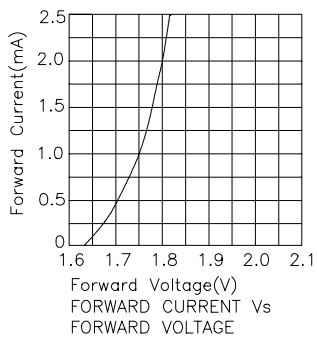
## High Efficiency Red L934LID



## Green L934LGD



## Yellow L934LYD



## Super Bright Red L934LSRD

