



HESTORE.HU

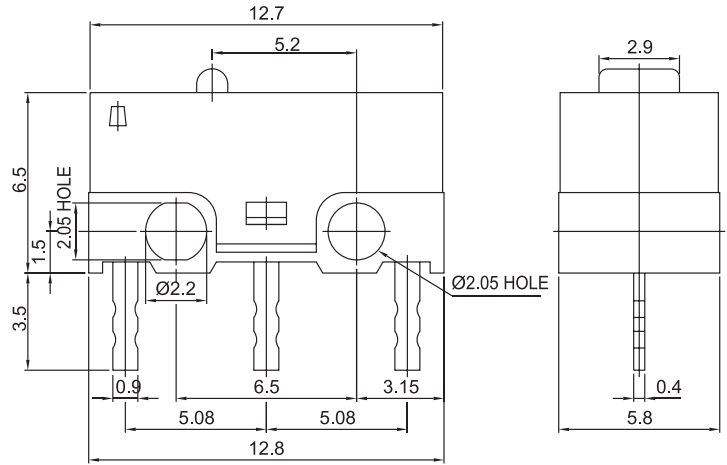
elektronikai alkatrész áruház

EN: This Datasheet is presented by the manufacturer.

Please visit our website for pricing and availability at www.hestore.hu.

DM SERIES

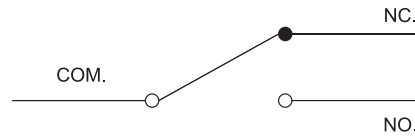
DIMENSIONS (Unless otherwise specified, a tolerance of ± 0.4 mm applies to all dimensions.)



SPECIFICATIONS

- Contact Resistance (initial).....Max. 100m Ω
- Insulation Resistance (at 500VDC/minute).....Min. 100M Ω
- Dielectric Strength.....AC 1000VAC (50~60Hz)
- Storage Temperature Range..... -25°C to 85°C
- Storage Humidity.....at 40°C, Max. 85% R.H
- Vibration.....10~55Hz, displacement 0.75mm (p-p)
- Electrical Service Life.....0.1A, 0.2A- Min. 1,000,000 operations
3A - Min. 10,000 operations
- Electrical Operating Frequency....0.1A- 120 operations per minute
3A- 10~30 operations per minute
- Mechanical Service Life.....Min. 1,000,000 operations
- Mechanical Operating Frequency.....120 operations per minute

CONTACT CONFIGURATION



RATING

- 0.1A 125 VAC, 1A125 VAC,
- 3A 125 VAC, 0.1A48 VDC,
- 0.2A60 VDC

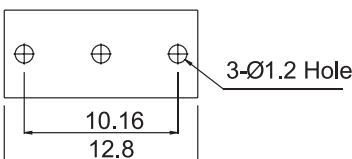
APPLICATION

Walkie talkie, Mouse, Electric knife, Electric stapler, telephone, calculator, Mixer & Chopper, Electric pan, Battery charger, Video cassette rewinder, Cordless phone, tester machine.

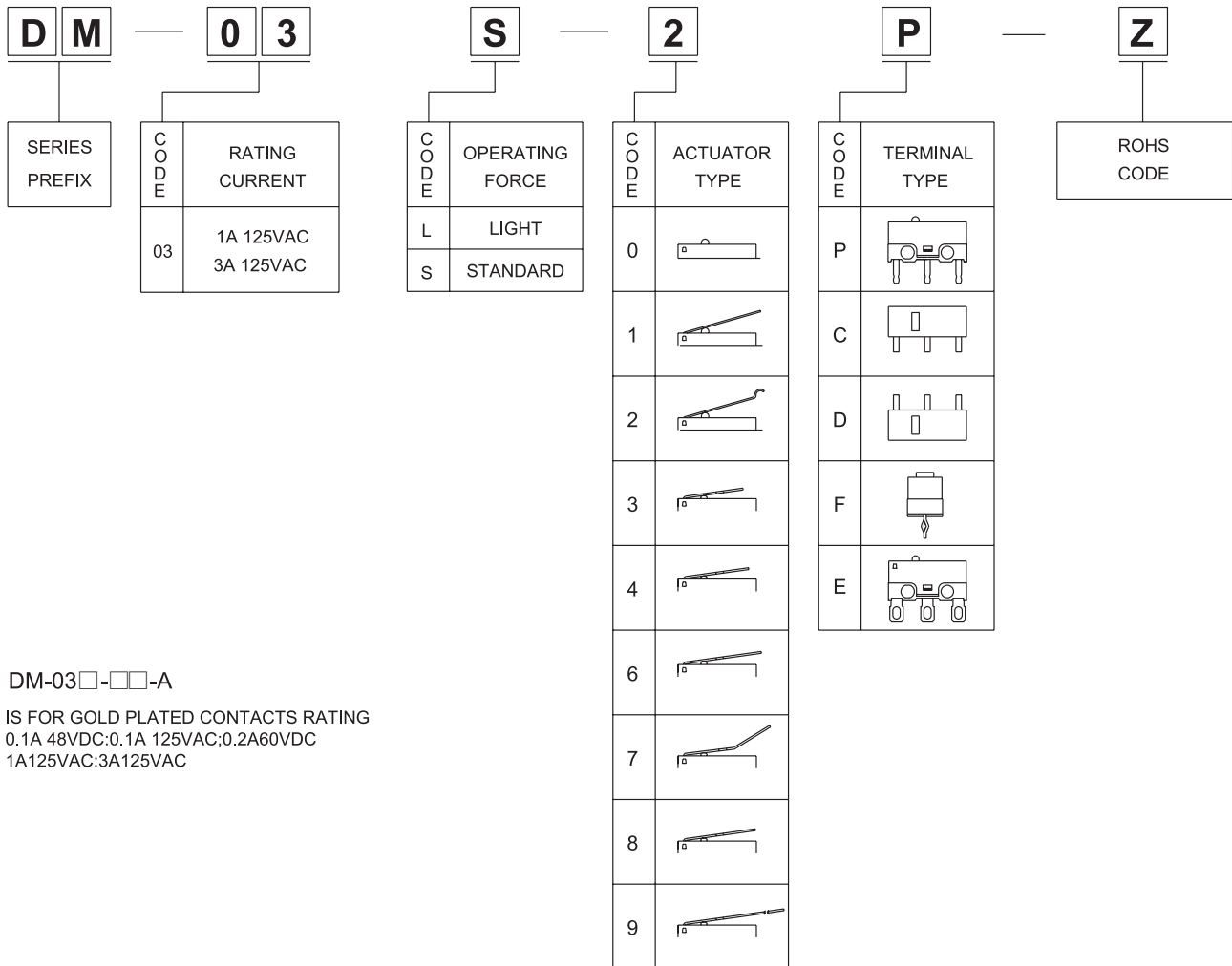
CERTIFICATE INFORMATION

UL	0.1A 48 VDC, 0.2A 60 VDC, 0.2A 125 VAC, 1A 125 VAC, 3A125 VAC - 6000 cycles (Temp:65°C)
CSA	0.1A 48 VDC, 0.1A 125 VAC, 1A 125 VAC, 3A 125 VAC - 6000cycles
ENEC 14	3A 125 VAC μ IEU

MOUNTING HOLES



ORDERING INFORMATION

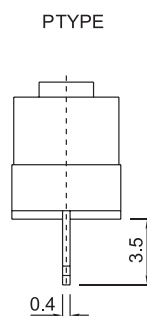
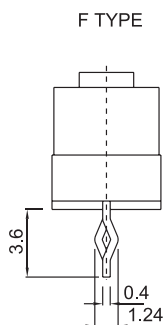
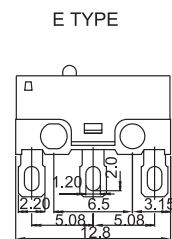
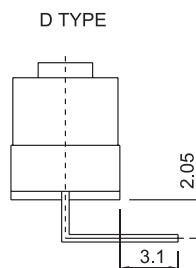
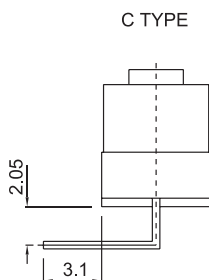


DM-03□-□□-A

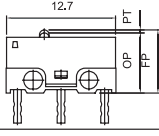
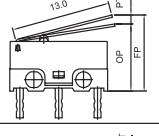
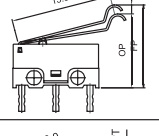
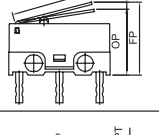
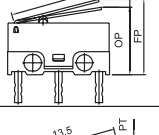
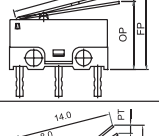
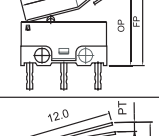
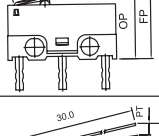
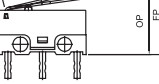
IS FOR GOLD PLATED CONTACTS RATING
0.1A 48VDC:0.1A 125VAC;0.2A60VDC
1A125VAC:3A125VAC

TERMINAL TYPES

PCB TERMINAL



ORDERING CHARACTERISTICS

SWITCH TYPE	PART SUFFIX	OF MAX. (gf)	OP (mm)	PT Max. (mm)	OT Min. (mm)	MD Max. (mm)	FP Max. (mm)	RF Min. (gf)	
DM-03□-0□-Z		L	90	7.0±0.3	1.3	0.2	0.3	8.0	15
		S	150						20
DM-03□-1□-Z		L	30	8.4±0.8	3.4	0.6	1.3	11.0	5
		S	50						8
DM-03□-2□-Z		L	27	10.5±0.8	3.8	0.6	1.5	13.5	4
		S	45						7
DM-03□-3□-Z		L	40	7.9±0.8	3.4	0.6	1.0	10.5	6
		S	70						10
DM-03□-4□-Z		L	36	8.1±0.8	3.4	0.6	1.1	10.7	5
		S	65						9
DM-03□-6□-Z		L	29	8.5±0.8	3.5	0.7	1.4	11.2	4
		S	50						7
DM-03□-7□-Z		L	29	11.3±1.0	3.7	0.3	1.4	14.0	4
		S	50						7
DM-03□-8□-Z		L	33	8.2±0.8	3.4	0.5	1.2	10.8	5
		S	60						8
DM-03□-9□-Z		L	15	8.9±2.1	10.1	0.9	3.0	16.9	2
		S	22						3

THE SELECTION OF RATING & FORCE

MODEL	RATING	L	S
DM	0.1A 0.2A	*	*
	3A	*	*