





HESTORE.HU

elektronikai alkatrész áruház

EN: This Datasheet is presented by the manufacturer.

Please visit our website for pricing and availability at www.hestore.hu.



Terminal blocks

to Type 224

Type 166 page 84

Description Type 224

Header, centerline 3.5 mm / 0.138 inches, vertical mounting, round contact pins 1 mm / 0.039 inches

Technical Data Type 224

V / A 300 / 15

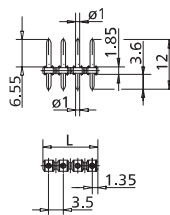
V / A 300 / 15

125 V / 2.5 kV / 3 / 6 A

Insulation co-ordination according to IEC 664-1
Clearance and creepage distance ≥ 2.5 mm

Round contact pin	1 mm / 0.039 in.
Round solder pin	1 mm / 0.039 in. recommended pc board hole dia. 1.3 mm / 0.051 in.
Solder pin length	3.6 mm / 0.142 in.
Pole size	2 to 24
Color	black

Dimensions in mm 1 mm = 0.039 in.



$L = (\text{Pole size} - 1) \times \text{centerline} + 2.7 \text{ mm} / 0.106 \text{ in.}$

Part numbers (P/N)

Complete the part number by adding the pole size.

Type 224

centerline 3.5 mm / 0.0138 inches

P/N 312241



	02	03	04	05	06	07	08
09	10	11	12	13	14	15	16
17	18	19	20	21	22	23	24

Standard pole sizes

Available on demand.
Minimum order quantity 5000 poles per item.