



**HESTORE.HU**

elektronikai alkatrész áruház

**EN:** This Datasheet is presented by the manufacturer.

Please visit our website for pricing and availability at [www.hestore.hu](http://www.hestore.hu).




# SMD 3528 LED SERIES

## OF-SMD3528W WHITE



**ATTENTION**  
OBSERVE PRECAUTIONS  
FOR HANDLING  
ELECTROSTATIC  
DISCHARGE

SENSITIVE  
DEVICES



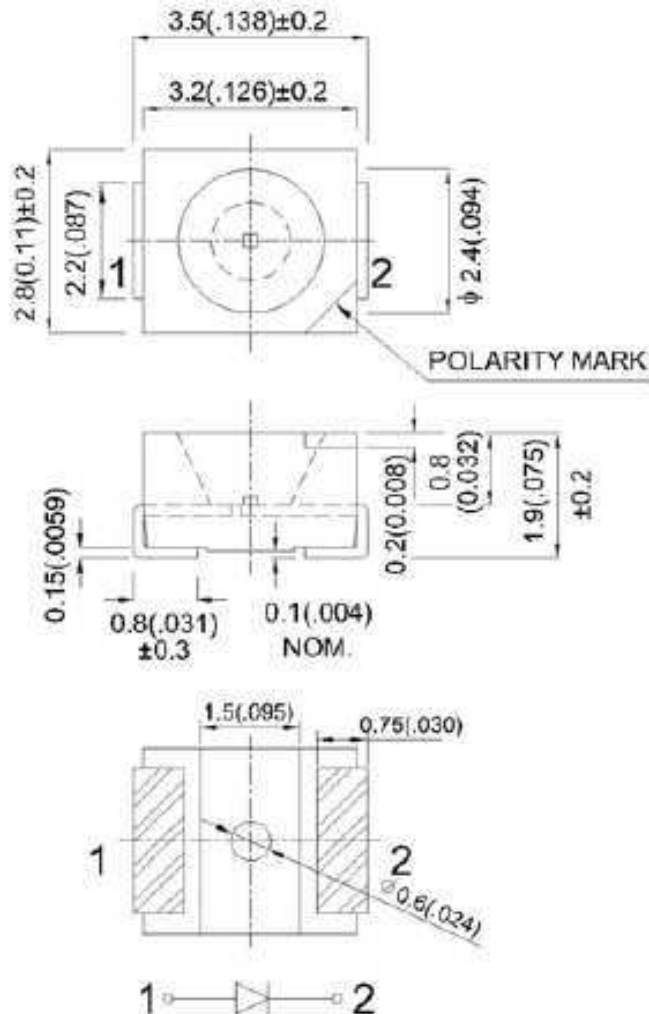
### Description

The White source color devices are made with Gallium Arsenide Phosphide on Gallium Phosphide White Light Emitting Diode.

### Features

- SINGLE COLOR.
- SUITABLE FOR ALL SMT ASSEMBLY AND SOLDER PROCESS.
- AVAILABLE ON TAPE AND REEL.
- IDEAL FOR BACKLIGHTING.
- PACKAGE : 2000PCS / REEL.

### Package Dimensions





## SMD 3528 LED SERIES

**Notes:**

1. All dimension units are millimeters.
2. All dimension tolerance is  $\pm 0.2\text{mm}$  unless otherwise noted.
3. An epoxy meniscus may extend about 1.5mm down the leads.
4. Burr around bottom of epoxy may be 0.5mm max..

### Selection Guide

Part. No	Dice	Lens Type	Iv(mcd) @20mA		Viewing Angle
			Min.	Typ.	2 $\theta$ 1/2
OF-SMD3528W	WHITE (InGaN )	Yellow Diffused	1300	1600	120°

**Note:**

1.  $\theta$ 1/2 is the angle from optical centerline where the luminous intensity is 1/2 the optical centerline value.

### Electrical / Optical Characteristics at TA=25°C


Parameter	Symbol	Device	Condition	Min	Typ	Unit
Forward Voltage DC	VF	White	IF=20mA	3.0	3.2	V
Reverse Current	IR	White	VR=5V		5	uA
Chromaticity Coordinates	X	White	IF=20mA		0.29	
	Y				0.31	
Capacitance	IF(rec)	White	VF=0V; f=1MHz		100	pF

### Absolute Maximum Ratings at TA=25°C

Parameter	White	Units
Power Dissipation	114	mW
DC Forward Current	30	mA
Peak Forward Current	150	mA
Reverse Voltage	5	V
Operating/Storage Temperature	-40°C to +85°C	

**Note:**

1. 1/10 Duty Cycle, 0.1ms Pulse Width.

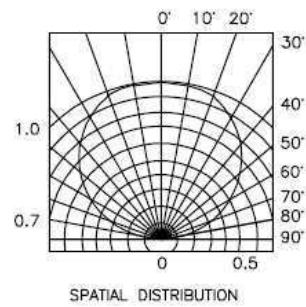
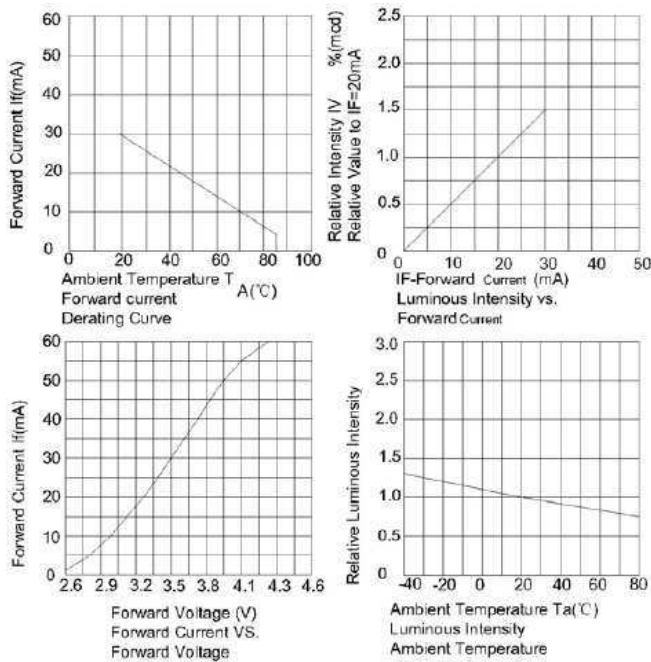


# SMD 3528 LED SERIES

## Reliability Test Items And Conditions

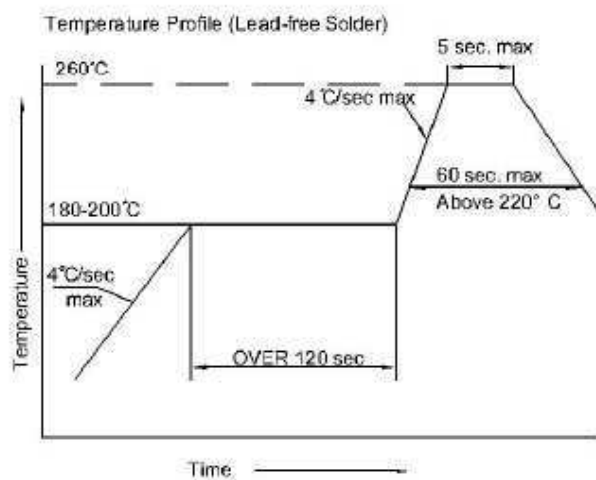
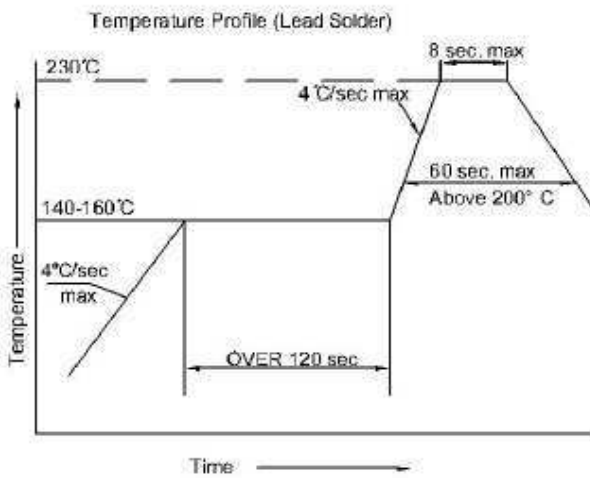
The reliability of products shall be satisfied with items listed below.  
Confidence level :90% LTPD :10%

No.	Items	Test Condition	Test Hours/Cycles	Sample Size	Ac/Rc
1	Reflow	Temp:240°C±5°C Min.5 sec.	6 Min.	22Pcs.	0/1
2	Temperature Cycle	H:+100°C 15 min. ~ 5 min L:-40°C 15 min.	300 Cycles	22Pcs.	0/1
3	Thermal Shock	H:+100°C 5 min. ~ 10 sec. L:-10°C 5 min.	300 Cycles	22Pcs.	0/1
4	High Temperature Storage	Temp.:100°C	1000Hrs.	22Pcs.	0/1
5	Low Temperature Storage	Temp.: -55°C	1000Hrs.	22Pcs.	0/1
6	DC Operating Life	I <sub>F</sub> =20mA	1000Hrs.	22Pcs.	0/1
7	High Temperature/High Humidity	85°C/R.H85%	1000Hrs.	22Pcs.	0/1

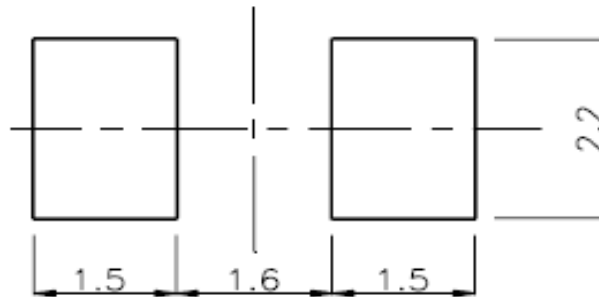


**SMT Reflow Soldering Instructions**

Number of reflow process shall be less than 2 times and cooling process to normal temperature is required between first and second soldering process.



**Recommended Soldering Pattern  
(Units : mm)**



**Tape Specifications  
(Units : mm)**

# SMD 3528 LED SERIES

