



**HESTORE.HU**

elektronikai alkatrész áruház

**EN:** This Datasheet is presented by the manufacturer.

Please visit our website for pricing and availability at [www.hestore.hu](http://www.hestore.hu).

Subminiature Fuse, 8.5 mm, Quick-Acting F, 250 VAC, 250 VDC



IEC 60127-3 · 250 VAC · Quick-Acting F

**Description**

- Directly solderable on printed circuit boards
- Low Breaking Capacity

**Standards**

- IEC 60127-3/3
- UL 248-14
- CSA C22.2 no. 248.14

**Approvals**

- VDE License Number: 101035
- UL File Number: E41599

**References**

General Product Information

Time-Current Curves see last page

Corresponding Fuseholder [FMS \(250V\)](#)

Fuse Kit [Microfuses](#)

[Packaging Details](#)

**Weblinks**


Approvals: [www.schurter.com/approvals](http://www.schurter.com/approvals)

RoHS: <http://www.schurter.com/rohs>

CHINA-RoHS: [www.schurter.com/china-rohs](http://www.schurter.com/china-rohs)

Webstore: [www.schurterinc.com/estore/search.ihmtl](http://www.schurterinc.com/estore/search.ihmtl)

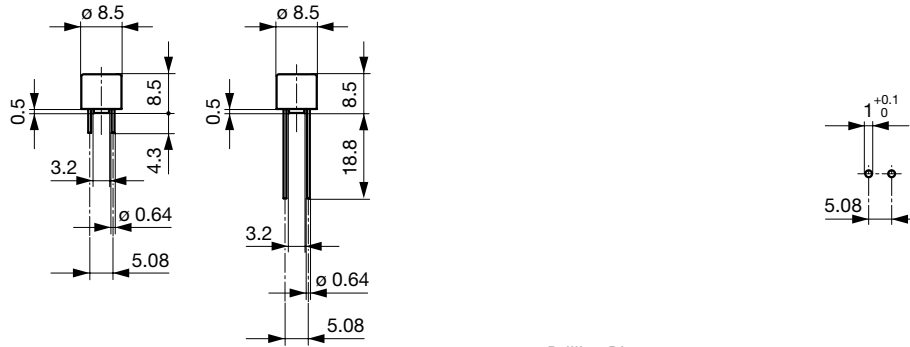
**Technical Data**

Rated Voltage	250 VAC
Rated Current	0.04 - 5 A
Breaking Capacity	35 A
Characteristic	Quick-Acting F
Mounting	PCB, THT
Admissible Ambient Air Temp.	-55 °C to 125 °C
Climatic Category	55/125/21 acc. to IEC 60068-1
Material: Housing	Thermoplastic, UL 94V-0
Material: Terminals	Tin-Plated Copper
Unit Weight	0.5 g
Storage Conditions	0 °C to 60 °C, max. 70% r.h.
Product Marking	 Type, Current Rating, Voltage Rating, Characteristic, Approvals

Soldering Methods	Wave, Iron
Solderability	235 °C / 2 sec acc. to IEC 60068-2-20, Test Ta, method 1
Resistance to Soldering Heat	260 °C / 5 sec acc. to IEC 60068-2-20, Test Tb, method 1A
Resistance to Vibration	acc. to IEC 60068-2-6, test Fc
Current Carrying Capacity	acc. to EIA/IS-722, Test 4.3.3
Life Test	MIL-STD-202, Method 108A (1000h @ 0.42*In @ 70°C)
Load Humidity Test	MIL-STD-202, Method 103B (1000h @ 0.1*In @ 0.85 r.H. @ 85°C)
Moisture Resistance Test	MIL-STD-202, Method 106E (50 cycles in a temp./mister chamber)
Terminal Strength	MIL-STD-202, Method 211A (Deflection of board 1 mm for 1 minute)
Thermal Shock	MIL-STD-202, Method 107D (200 air-to-air cycles from -55 to +125°C)
Case Resistance	acc. to EIA/IS-722, Test 4.7 >100 MΩ (between leads and body)
Mechanical Shock	MIL-STD-202, Method 213B (Shock 50gn, half sine wave, 11 ms)
Resistance to Solvents	MIL-STD-202, Method 215A
Flammability	min. UL 94V-1 (acc. to EIA/IS-722, Test 4.12)

## Dimensions

Length 8.5 mm



Drilling Diagram

## Pre-Arcing Time


Rated Current In	1.5 x In min.	2.1 x In max.	2.75 x In min.	2.75 x In max.	4.0 x In min.	4.0 x In max.	10.0 x In max.
0.04 A - 5 A	60 min	30 min	10 ms	3 s	3 ms	300 ms	20 ms

## Variants

[Webstore](#)

S = Short Terminals  
L = Long Terminals  
T = Taped and Reeled

Rated Current [A]	Rated Voltage [VAC]	Breaking Capacity	Voltage Drop 1.0 In max. [mV]	Voltage Drop 1.0 In typ. [mV]	Power Dissipation 1.5 In max. [mW]	Melting I <sup>2</sup> t 10.0 In typ. [A <sup>2</sup> s]				S	L	T	Order Number
0.04	250	1)	-	400	-	0.00016	●	●	●	●			0034.6000
0.05	250	1)	850	460	110	0.0004	●	●	●	●			0034.6001
0.063	250	1)	750	330	120	0.001	●	●	●	●			0034.6002
0.08	250	1)	650	280	140	0.001	●	●	●	●			0034.6003
0.1	250	1)	600	300	160	0.002	●	●	●	●			0034.6004
0.125	250	1)	550	210	180	0.006	●	●	●	●			0034.6005
0.16	250	1)	500	460	210	0.014	●	●	●	●			0034.6006
0.2	250	1)	480	470	250	0.024	●	●	●	●			0034.6007
0.25	250	1)	440	360	290	0.058	●	●	●	●			0034.6008
0.315	250	1)	400	345	330	0.104	●	●	●	●			0034.6009
0.4	250	1)	370	80	390	0.044	●	●	●	●			0034.6010
0.5	250	1)	350	75	460	0.09	●	●	●	●			0034.6011
0.63	250	1)	320	70	530	0.15	●	●	●	●			0034.6012
0.8	250	1)	300	70	630	0.22	●	●	●	●			0034.6013
1	250	1)	280	70	740	0.33	●	●	●	●			0034.6014
1.25	250	1)	280	65	920	0.68	●	●	●	●			0034.6015
1.6	250	1)	250	70	1000	0.94	●	●	●	●			0034.6016
2	250	1)	240	70	1360	1.3	●	●	●	●			0034.6017
2.5	250	1)	200	65	1310	1.9	●	●	●	●			0034.6018
3.15	250	1)	180	65	1490	5.4	●	●	●	●			0034.6019
4	250	2)	160	60	1680	7.9	●		●	●			0034.6020
5	250	2)	150	60	1970	11.2	●		●	●			0034.6021
0.04	250	1)	-	400	-	0.00016	●		●	●			0034.6030
0.05	250	1)	850	460	110	0.0004	●	●	●		●		0034.6031
0.063	250	1)	750	330	120	0.001	●	●	●		●		0034.6032
0.08	250	1)	650	280	140	0.001	●	●	●		●		0034.6033
0.1	250	1)	600	300	160	0.002	●	●	●		●		0034.6034
0.125	250	1)	550	210	180	0.006	●	●	●		●		0034.6035
0.16	250	1)	500	460	210	0.014	●	●	●		●		0034.6036
0.2	250	1)	480	470	250	0.024	●	●	●		●		0034.6037

Rated Current [A]	Rated Voltage [VAC]	Breaking Capacity	Voltage Drop 1.0 I <sub>n</sub> max. [mV]	Voltage Drop 1.0 I <sub>n</sub> typ. [mV]	Power Dissipation 1.5 I <sub>n</sub> max. [mW]	Melting I <sup>2</sup> t 10.0 Intyp. [A <sup>2</sup> s]		S	L	T	Order Number
0.25	250	1)	440	360	290	0.058	● ● ●	●			0034.6038
0.315	250	1)	400	345	330	0.104	● ● ●	●			0034.6039
0.4	250	1)	370	80	390	0.044	● ● ●	●			0034.6040
0.5	250	1)	350	75	460	0.09	● ● ●	●			0034.6041
0.63	250	1)	320	70	530	0.15	● ● ●	●			0034.6042
0.8	250	1)	300	70	630	0.22	● ● ●	●			0034.6043
1	250	1)	280	70	740	0.33	● ● ●	●			0034.6044
1.25	250	1)	280	65	920	0.68	● ● ●	●			0034.6045
1.6	250	1)	250	70	1000	0.94	● ● ●	●			0034.6046
2	250	1)	240	70	1360	1.3	● ● ●	●			0034.6047
2.5	250	1)	200	65	1310	1.9	● ● ●	●			0034.6048
3.15	250	1)	180	65	1490	5.4	● ● ●	●			0034.6049
4	250	2)	160	60	1680	7.9	● ● ●	●	●		0034.6050
5	250	2)	150	60	1970	11.2	● ● ●	●	●		0034.6051
0.04	250	1)	-	400	-	0.00016	● ● ●	●			0034.6060
0.05	250	1)	850	460	110	0.0004	● ● ●				0034.6061
0.063	250	1)	750	330	120	0.001	● ● ●				0034.6062
0.08	250	1)	650	280	140	0.001	● ● ●				0034.6063
0.1	250	1)	600	300	160	0.002	● ● ●				0034.6064
0.125	250	1)	550	210	180	0.006	● ● ●				0034.6065
0.16	250	1)	500	460	210	0.014	● ● ●				0034.6066
0.2	250	1)	480	470	250	0.024	● ● ●				0034.6067
0.25	250	1)	440	360	290	0.058	● ● ●				0034.6068
0.315	250	1)	400	345	330	0.104	● ● ●				0034.6069
0.4	250	1)	370	80	390	0.044	● ● ●				0034.6070
0.5	250	1)	350	75	460	0.09	● ● ●				0034.6071
0.63	250	1)	320	70	530	0.15	● ● ●				0034.6072
0.8	250	1)	300	70	630	0.22	● ● ●				0034.6073
1	250	1)	280	70	740	0.33	● ● ●				0034.6074
1.25	250	1)	280	65	920	0.68	● ● ●				0034.6075
1.6	250	1)	250	70	1000	0.94	● ● ●				0034.6076
2	250	1)	240	70	1360	1.3	● ● ●				0034.6077
2.5	250	1)	200	65	1310	1.9	● ● ●				0034.6078
3.15	250	1)	180	65	1490	5.4	● ● ●				0034.6079
4	250	2)	160	60	1680	7.9	● ● ●	●	●		0034.6080
5	250	2)	150	60	1970	11.2	● ● ●	●	●		0034.6081

1) 35 A @ 250 VAC

2) 10 I<sub>n</sub> @ 250 VAC**Packaging Unit**

S + L = Plastic Bag (100 pcs.)

T = Taped 36 cm Reel (750 pcs.)

## Time-Current Curves

