



HESTORE.HU

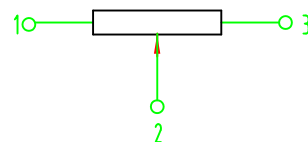
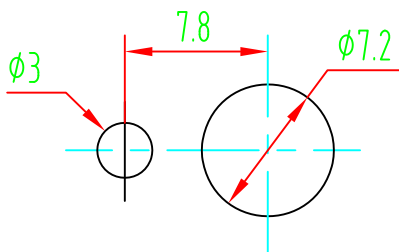
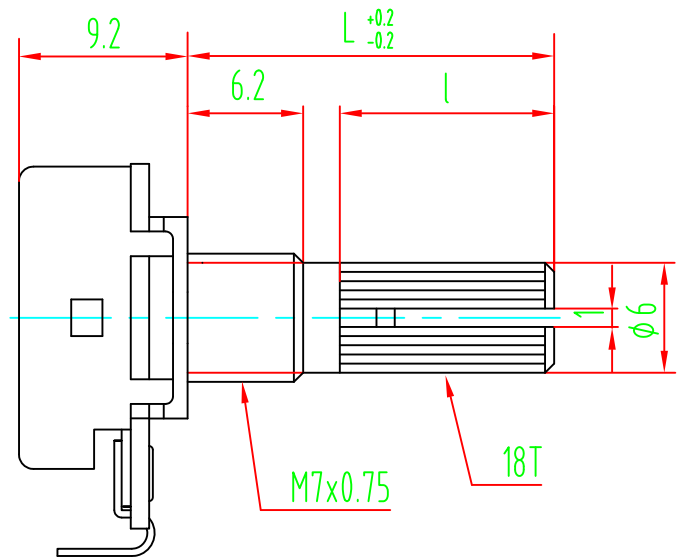
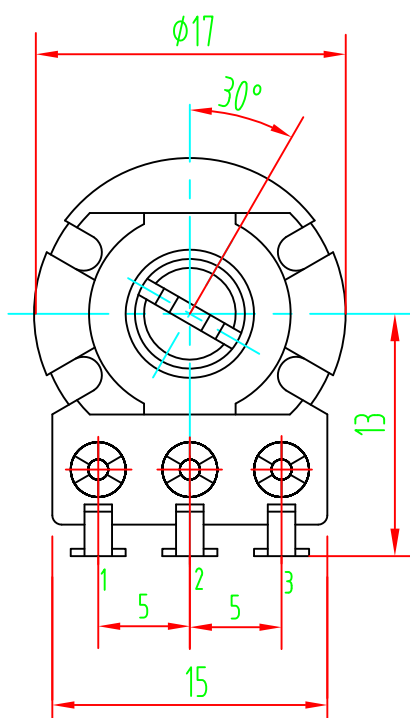
elektronikai alkatrész áruház

EN: This Datasheet is presented by the manufacturer.

Please visit our website for pricing and availability at www.hestore.hu.

R16148-1A-1

1	Electrical specifications	
1.1	Total Resistance	1K Ω ~500K Ω \pm 20%
1.2	Resistance taper	A、 B
1.3	Voltage proof	1 Minute At 500V AC
1.4	Rotational noise	Less than 100mV
1.5	Tracking error	/
1.6	Rated wattage	Curve B:0.125W Other than B: 0.063W
1.7	Max operating voltage	Curve B:200V AC Other curve B: 150V AC
1.8	Residual resistance	R1,2 < 5 Ω ; R2,3 < 10 Ω
1.9	Insulation resistance	\geq 100M Ω at DC500V
1.10	Operating Temperature	-10 ~ 60 $^{\circ}$ C
2	Mechanical specifications	
2.1	Drawing	See the attachment
2.2	Total rotation angle	300 \pm 5 $^{\circ}$
2.3	Rotation Torque	2~20mN.m (20~200gf.cm)
2.4	Shaft stop strength	> 6Kgf.cm
2.5	Push pull strength	60N
2.6	Switch Rotational Angle	/
2.7	Switch Contact Resistance	/
2.8	Rotary life	10,000cycle



L	12	15 ✓	18	20
l	4.5	7 ✓	12	12

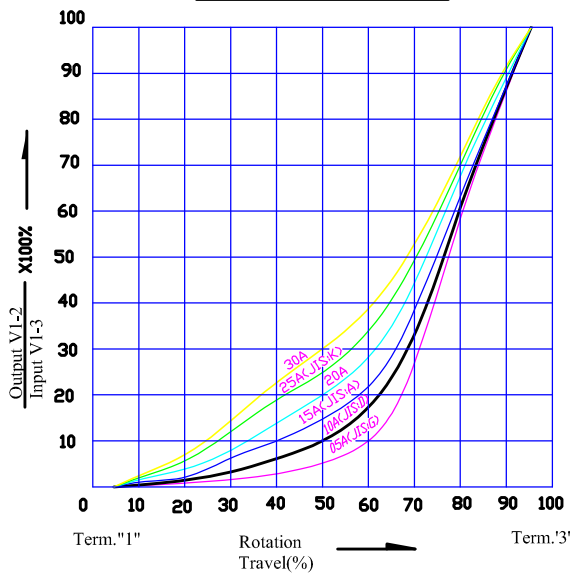
2				5			
1				4			
	DATE	REVISION	APPROVED	3			
			MODER:			DRAWING NO:	
DWN	DHKD	APPD					

Resistance taper 電阻規律曲線類型

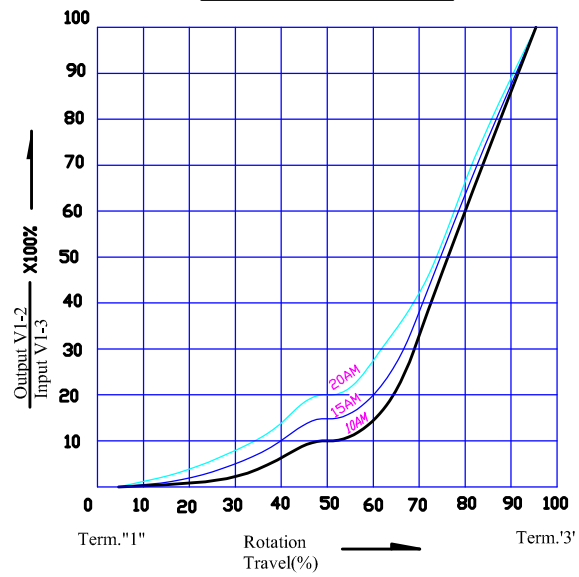
Pattern of resistance curve



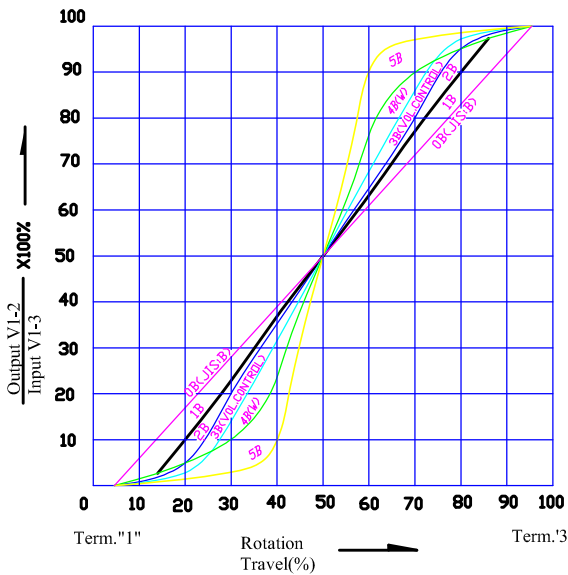
TAPERS (A) SERIES



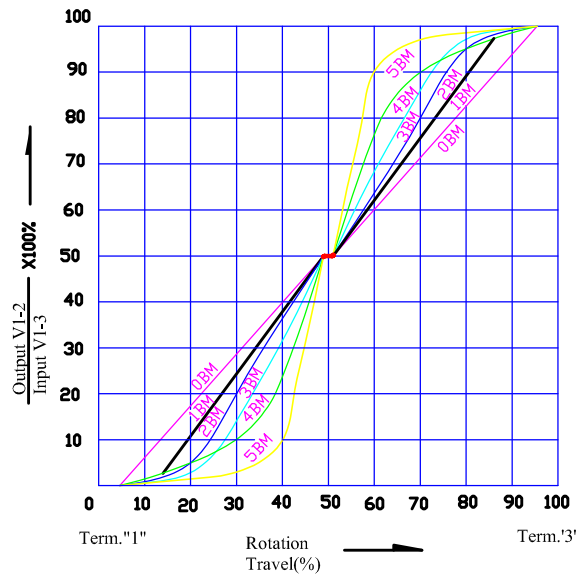
TAPERS (A) WITH 50% TAP



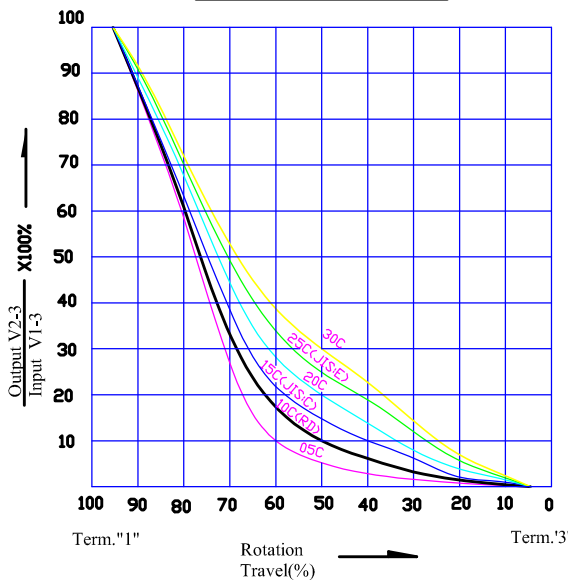
TAPERS (B) SERIES



TAPERS (B) WITH 50% TAP



TAPERS (C) SERIES



TAPERS (M) & (N)

