



HESTORE.HU

elektronikai alkatrész áruház

EN: This Datasheet is presented by the manufacturer.


Please visit our website for pricing and availability at www.hestore.hu.

CONDUCTIVE POLYMER HYBRID ALUMINUM ELECTROLYTIC CAPACITORS

Upgrade



Lead type, High Capacitance & High Ripple Current Series



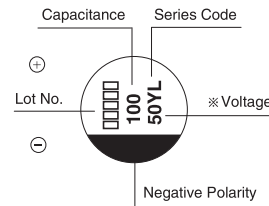
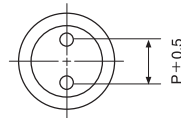
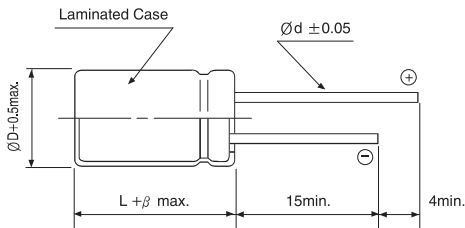
- High ripple current compared with YG series
- High temperature range, for 125°C use
- Complied to the RoHS directive
- AEC-Q200 compliant : Please contact us for more details.



Item	Characteristics												
Operating temperature range	-55 ~ +125°C												
Leakage current max.	$I = 0.01CV$ or $3\mu A$ whichever is greater (after 2 minutes)												
Capacitance tolerance	$\pm 20\%$ at 120Hz, 20°C												
Dissipation factor max. (at 120Hz, 20°C)	<table border="1"> <tr> <td>WV</td> <td>16</td> <td>25</td> <td>35</td> <td>50</td> <td>63</td> </tr> <tr> <td>$\tan\delta$</td> <td>0.16</td> <td>0.14</td> <td>0.12</td> <td>0.1</td> <td>0.08</td> </tr> </table>	WV	16	25	35	50	63	$\tan\delta$	0.16	0.14	0.12	0.1	0.08
	WV	16	25	35	50	63							
$\tan\delta$	0.16	0.14	0.12	0.1	0.08								
Low temperature characteristics (Impedance ratio at 100kHz)	$Z(-25^\circ C) / Z(+20^\circ C) \leq 1.5$ $Z(-55^\circ C) / Z(+20^\circ C) \leq 2.0$												
Load life	After an application of DC bias voltage plus the rated AC ripple current for 4000 hours at 125°C. The measurement shall meet the following limits. The DC voltage plus the peak AC voltage combined must not exceed the rated voltage.												
	<table border="1"> <tr> <td>Capacitance change</td> <td>Within $\pm 30\%$ of initial value</td> </tr> <tr> <td>$\tan\delta$</td> <td>Less than 200% of the specified value</td> </tr> <tr> <td>ESR</td> <td>Less than 200% of the specified value</td> </tr> <tr> <td>Leakage current</td> <td>Less than specified value</td> </tr> </table>	Capacitance change	Within $\pm 30\%$ of initial value	$\tan\delta$	Less than 200% of the specified value	ESR	Less than 200% of the specified value	Leakage current	Less than specified value				
Capacitance change	Within $\pm 30\%$ of initial value												
$\tan\delta$	Less than 200% of the specified value												
ESR	Less than 200% of the specified value												
Leakage current	Less than specified value												
Shelf life(at 125°C)	After 1000 hours no load test, leakage current, capacitance and $\tan\delta$ are same as load life value. The measurement shall be performed at 20°C by the KS C IEC 60384 - 4												

DRAWING

Unit : mm



Size	ØD	L	P	Ød	β
6.3×7.5	6.3	7.5	2.5	0.45	1.5
8×9.5	8	9.5	3.5	0.60	1.5
10×9.5	10.0	9.5	5.0	0.60	1.5
10×12	10.0	12.0	5.0	0.60	1.5

PACKING & TAPING (See page 82~ 84)

DIMENSIONS & MAXIMUM PERMISSIBLE RIPPLE CURRENT

µF	WV	16			25			35			50			63		
		Size	Capacitance	ESR	Size	Capacitance	ESR	Size	Capacitance	ESR	Size	Capacitance	ESR	Size	Capacitance	ESR
47										6.3×7.5	40	1500	8×9.5	40	1700	
82										10×9.5	30	2000	10×9.5	30	2000	
100							6.3×7.5	35	1700	8×9.5	30	1700	10×12.5	22	3000	
150	6.3×7.5	27	1800	6.3×7.5	30	1800	8×9.5	27	2000	10×9.5	25	2000				
220										10×12.5	19	3200				
330				8×9.5	27	2000	10×9.5	20	2800							
390	8×9.5	22	2000				10×12.5	17	3500							
560				10×9.5	20	2800										
680	10×9.5	18	2800	10×12	16	3500										
820	10×12	14	3500													

