



HESTORE.HU

elektronikai alkatrész áruház

EN: This Datasheet is presented by the manufacturer.

Please visit our website for pricing and availability at www.hestore.hu.

1550 Standard and 1350 High Inrush

150A to EN61058-1 and 16A 250Vac



Key Features

- Standard rocker switch
- 1350/53 high inrush
- Choice of switching circuits including 3 position
- Push-on, solder and PCB terminals
- Choice of bezel styles
- Choice of panel cut outs
- Matching indicator
- Double pole
- Splash resistant option
- BioCote antimicrobial option
- Panel cut out 'A' style: 27.2 x 22.3mm

Approvals and specifications

1550 Series 16(4)A 250Vac T125

UL CSA 16A 250Vac, (2 posn) 250Vac 1hp, 125Vac 1/2hp, 1350 72 Vdc 7A (3 posn) 250 Vac 1/2hp, 125Vac 1/4hp. UL 85°C, file E45221, CSA file LR10990.

In house test:

10A 24Vdc—Indicative rating only

1350 series 16(4)A 250Vac T85 1E4 (10,000 Ops.)
1330 series 16(6)A 250Vac T125 5E4 (50,000 Ops.)
150A Inrush to EN61058-1.

Terminal	Function	Rocker	Body
C 6.3 x 0.8	Standard 1550 ON - OFF	A Softline Matt B Splash resistant Softline V Curved Matt or Gloss Lit (not momentary)	Panel cut-out Bezel Cut-outs must be punched in the direction of insertion A Gloss or Matt B Matt only L Matt only Q Gloss or matt R Matt only T Matt only
	1551 HP rating N/A ON - OFF (momentary ON)		
H 4.8 x 0.8*	1552 HP rating N/A ON - OFF (momentary OFF)	W Splash resistant Curved P Lit window Matt Lit (not momentary) X Two colour Matt (ON OFF only - not momentary) R Round F Flat Lens Gloss (0480) A Softline lens Matt (0480 only) as F but with raised profile 	
	1553 Not W, X or B rocker ON - OFF Lit		
K 2.8 x 0.8*	1560 μ ON - ON		
	1561 μ HP rating N/A ON - ON (Momentary 1 Side)		
T Solder	1562 μ In house tests only 2 Circuit ON - ON		
	1570 μ 125V & 250V 1/2 HP H terminal rated T100 only H terminal rated T100 only ON - OFF - ON		
U Right angle "T" solder terminal	1571 μ HP rating N/A H terminal rated T100 only ON - OFF - ON (momentary 1 side)		
	1572 μ HP rating N/A H terminal rated T100 only ON - OFF - ON (momentary 2 sides)		
X PCB 0.8Sq*			

Approvals and specifications (continued)

UL CSA 20A 250Vac 1hp, 125Vac 1/2hp.
UL 72Vdc 7A, 36Vdc 14A.
UL 85°C, file E45221, CSA file LR10990.

In house test:
20A 24Vdc—Indicative rating only

BioCote antimicrobial additive. Independently verified to ISO22196:2007.

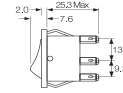
3mm contact gap except if marked μ .

Splash Resistance




1300 High inrush, positive break switching
The 1300 series mechanism ensures contact welds formed at switch-on are positively separated by the plunger tube acting directly on the step in the moving contact.

Dimensions



Panel thickness
A.Q 0.75 to 3.3mm
L.B.T 0.75 to 2.5mm
R 0.75 to 3.0mm

* For cut-out details on momentary switches call sales

Finish	Body Colour	Rocker Colour	Insert Colour	Lamp Voltage	Legend	Legend Colour	Options
M Matt	B Black	Un-Lit	Blank	Blank	Blank	Blank	<p>Finish Matt is standard.</p> <p>Colour Call sales for custom colours. A full range is available for large orders.</p> <p>Legend printing Select from the examples or call sales for custom legends.</p> <p>Lamp voltage Call sales for details.</p> <p>Blanking plates A0494 Dummy units to fill unused panel holes.</p> <p>Protective cover Snaps on to A, L, Q or T bodies (add G after body in cat no). This reduces panel thickness by 1mm.</p>  <p>Panel sealing washer W42 is available for the above body sizes. This reduces panel thickness by a further 1.00mm. Covers are not suitable for momentary types.</p> <p>BioCote Antimicrobial Additive</p> <p>Moulded components have antimicrobial properties using BioCote silver ion technology.</p> <p>For all options call sales.</p>
		R Red		2 125V Neon			
G Gloss	W White	W White	3 250V Neon	602A	B Black		
		Lit	5 12Vdc LED (P Rocker)				
Applies to both Rocker & Body		A Amber	W White	6 24Vdc LED (P Rocker)	W White		
		G Green		7 12V Filament			
		C Clear		8 24Vdc Filament			
		R Red					

Examples



C1350AL - - -



C1550XL - - -



C1553PL - - -



C1553RA ---
Shown with M614
bezel cover



Optional snap-in
M441 barrier



C1553AA with M616
guard Cut-out
22.0/22.1 x 29.4/29.5
Guard accepts "A"
body only



C0480RA ---
Shown with
M614 bezel
cover



C0480AL - - -

1550 Standard & 1350 High Inrush Switches

150A to EN61058-1 and 16A 250Vac/250Vdc



Key Features

- Standard rocker switch
- 1350/53 high inrush
- Choice of switching circuits including 3 position
- Push-on, solder and PCB terminals
- Choice of bezel styles
- Choice of panel cut outs
- Matching indicator
- Double pole
- Option with guard & cover
- DC LED Illumination Available for "P" Rocker
- Bezel size 'G' style 32.0 x 25.0

Approvals and specifications

UL 1550 Series 16(4)A 250Vac T125

UL CSA 16A 250Vac, (2 posn) 250Vac 1hp, 125Vac 1/2hp, (3 posn) 250 Vac 1/2hp, 125Vac 1/4hp. UL 85°C, file E45221, CSA file LR10990.

In house test:

10A 24Vdc— Indicative rating only

1350 Series

UL CSA 20A 250Vac 1hp, 125Vac 1/2hp. UL 72Vdc 7A, 36Vdc 14A, UL 85°C, file E45221, CSA file LR10990.

Terminal	Function	Rocker	Body	Finish	Body Colour	Rocker Colour	
C 	Standard 1550 1551 HP rating N/A	 ON - OFF	A Softline Matt 	Panel cut-out Cut-outs must be punched in the direction of insertion B 	M Matt	B Black	Un-Lit B Black
H 	1552 HP rating N/A	 ON - OFF (momentary OFF)		G Gloss	W White	R Red	R Red
K 	1553 Not W, X or B rocker	 ON - OFF Lit	V Curved Matt or Gloss Gloss only Lit (not momentary)	L 	Applies to both Rocker & Body	W White	Lit A Amber
T 	1560 µ 1561 µ HP rating N/A	 ON - ON				G Green	G Green
U 	1562 µ In house tests only	 ON - ON 2 Circuit				C Clear	C Clear
X 	1570 µ 125V & 250V 1/2 HP H terminal rated T100 only H terminal rated T100 only	 ON - OFF - ON	P Lit window Matt Lit (not momentary)			R Red	R Red
X 	1571 µ HP rating N/A H terminal rated T100 only	 ON - OFF - ON (momentary 1 side)					
X 	1572 µ HP rating N/A H terminal rated T100 only	 ON - OFF - ON (momentary 2 sides)					
X 	High Inrush 1350 Not W, X or B rocker	 ON - OFF					
X 	1353 Not W, X or B rocker	 ON - OFF Lit					

Splash Resistance

 **In house test:**
20A 24Vdc—Indicative rating only

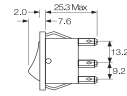
BioCote antimicrobial additive. Independently verified to ISO22196:2007.

3mm contact gap except if marked μ .



1350 High inrush, positive break switching
The 1350 series mechanism ensures contact welds formed at switch-on are positively separated by the plunger tube acting directly on the step in the moving contact.


Dimensions



Panel thickness
G, H 0.75 to 2.5mm

Terminal spacing - Poles 10.2 between centres

* For cut-out details on momentary switches call sales

Insert Colour	Lamp Voltage	Legend	Legend Colour	Options	Biocote
Blank	Blank	Blank	Blank	<p>Finish Matt is standard.</p> <p>Colour Call sales for custom colours. A full range is available for large orders.</p> <p>Legend printing Select from the examples or call sales for custom legends.</p> <p>Lamp voltage Call sales for details.</p> <p>BioCote Antimicrobial Additive </p> <p>Moulded components have antimicrobial properties using BioCote silver ion technology.</p>	B Biocote
R Red	2 125V Neon	602A	B Black		
W White	3 250V Neon				
	5 12Vdc LED (P Rocker)		W White		
	6 24Vdc LED (P Rocker)				
	7 12V Filament				
	8 24Vdc Filament				

Examples



C1553AH - - -



C1550AH - - -