



HESTORE.HU


elektronikai alkatrész áruház

EN: This Datasheet is presented by the manufacturer.

Please visit our website for pricing and availability at www.hestore.hu.

Accessories Industrial Power Relay RT / RP / SR2M

- For Industrial Power Relay RT / RP / SR2M, pinings 3.5mm / 5mm; relay heights 15.7 / 25.5mm
- Din-rail socket with logical setup of connections (input/output)
- New retainer clip with ejection function
- Easy replacement of relays on a densely packed DIN rail
- High quality rising clamp terminals
- Captive combination terminal screws
- No reduction of protection class or creepage/clearance with plastic retainer
- Simple plug-in indicator- and protection modules
- White snap-on marking tags
- Sockets and accessories: RoHS compliant (Directive 2002/95/EC)
LED- and protection modules: not RoHS compliant



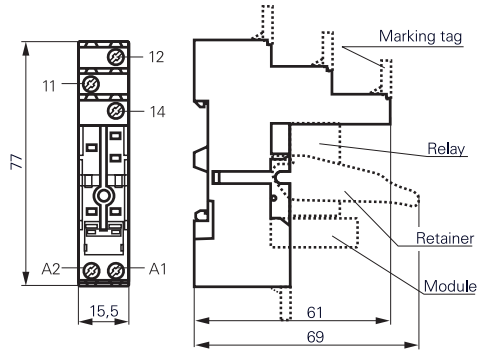
F0228-B

Socket with screw-type terminals for DIN rail mounting

RT 78 724 Socket with screw-type terminals, pinning 3.5 mm for DIN rail mounting



F0261-A

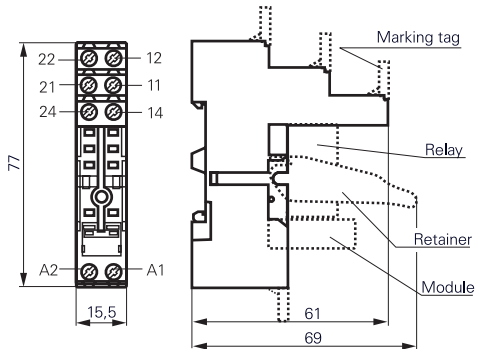


S0416-AA

RT 78 726 Socket with screw-type terminals, pinning 5 mm for DIN rail mounting



F0262-A



S0416-AB

Approvals

VDE REG.-Nr. 6106 in preparation, **CE** US E135149

Technical data

RT 78 724 / RT 78 726

Rated current	12 A *)
Rated voltage / max.switching voltage AC	240/400 VAC
Dielectric strength coil-contact circuit	4000 V _{rms}
open contact circuit	1000 V _{rms}
adjacent contact circuits	2500 V _{rms}
Clearance / creepage coil-contact circuit	RT: ≥ 10 / 10 mm; RP, SR2M: ≥ 8 / 8 mm

*) For 1 pole relays (16 A) the relay terminals 11-21, 12-22 and 14-24 have to be bridged.
For 1 pole relays (12 A) the relay terminals 11-12-14 have to be connected to the socket terminals 21-12-24

■ Not suitable for bistable relays with 2 coils!

Technical data (Continued)		RT 78 724 / RT 78 726
Material group of insulation parts		≥ IIIa
Insulation to IEC 60664-1		
Type of insulation coil-contact circuit		reinforced
open contact circuit		functional
adjacent contact circuits		functional
Rated insulation voltage		250 V
Pollution degree		2
Rated voltage system		230/400 V
Overvoltage category		III
RoHS - Directive 2002/95/EC		
Sockets, retainers and marking tags:		compliant
Degree of protection DIN 40050		IP20
Ambient temperature range		-20...+85°C
Terminals		screw
Terminal screw torque acc. IEC 61984		0.5 Nm
max.		0.7 Nm
Wire cross section		
single wire		2 x 2.5 mm ²
fine wire		2 x 2.5 mm ²
with bootlace crimp (DIN 46228/1)		2 x 1.5 mm ²
Insertion cycles		A (10)
Max. Insertion Force total		100 N
Mounting distance		0, dense packing
Weight		36 g
Packaging unit		10 pcs

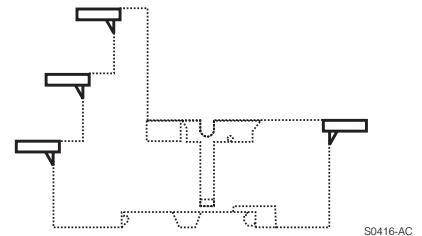
Socket with screw-type terminals for DIN rail mounting		
Type		Part Number
RT 78 724	Socket with screw-type terminals, pinning 3.5 mm for DIN rail mounting	8-1415035-1
RT 78 726	Socket with screw-type terminals, pinning 5 mm for DIN rail mounting	6-1415035-1

Accessories for RT 78 724, RT 78 726		
Type		Part Number
RT 17 016	Plastic retaining clip, relay height 15.7 and 25.5 mm	1-1415038-1
RT 17 040	Marking tag	2-1415038-1

LED- and Protection Modules for RT 78 724, RT 78 726			
Easy insertion of module into the socket			
Wiring in parallel to the coil			
Type			Part Number
PTM TO 0A0	EM09	Protection diode (standard, A1+, A2-)	9-1415036-1
PTM TO 0L0	EM01	Protection diode (A1-, A2+)	0-1415037-1
PTM U0 524	EM02	RC-network 6...60 VAC	1-1415037-1
PTM U0 730	EM03	RC-network 110...230 VAC	2-1415037-1
PTM V0 524	EM04	Varistor 24 VAC	3-1415037-1
PTM V0 615	EM13	Varistor 115 VAC	6-1415365-1
PTM V0 730	EM05	Varistor 230 VAC	4-1415037-1

LED			
Type			Part Number
PTM L0 524	EM07	red LED 6...24 VDC/VAC	6-1415036-1
PTM G0 524	EM11	green LED 6...24 VDC/VAC	3-1415036-1
PTM L0 024	EM18	red LED 6...24 VDC w. prot.diode (std, A1+, A2-)	5-1415036-1
PTM G0 024	EM12	green LED 6...24 VDC w. prot.diode (std, A1+, A2-)	2-1415036-1
PTM L1 024	EM08	red LED 6...24 VDC w. prot. diode (A1-, A2+)	8-1415036-1
PTM L0 110	EM19	red LED 48...110 VDC w. protection diode	2-1415392-1
PTM L0 730	EM06	red LED 110...230 VAC	7-1415036-1
PTM G0 730	EM10	green LED 110...230 VAC	4-1415036-1

Relay Packages
Complete packages consisting of a relay mounted on a socket: see Relay Package RT



Marking tags
 ■ White marking area 15.5 x 6 mm
 ■ Snaps on socket in up to 4 positions



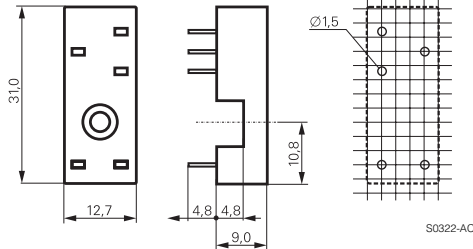
Accessories Industrial Power Relay RT / RP / SR2M (Continued)

Sockets for PCB RP 78 601/602

RP 78 601 Socket with PCB terminals, pinning 3.5 mm



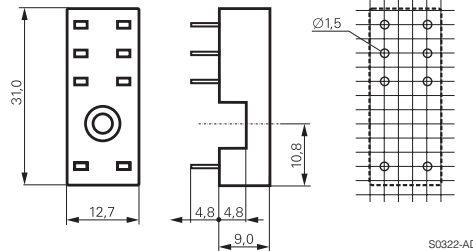
F0116-A



RP 78 602 Socket with PCB terminals, pinning 5 mm



F0117-A



Approvals

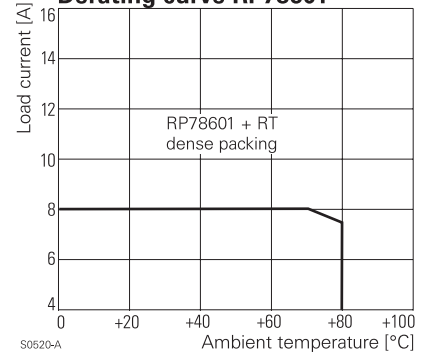


Technical data

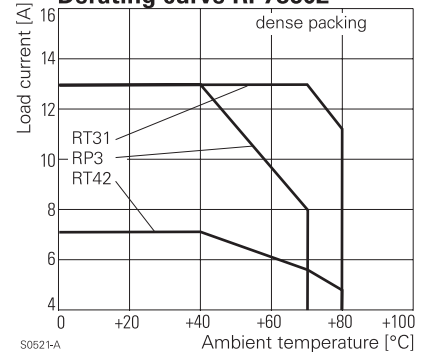
RP 78 601 / RP 78 602

Rated current	12 A *)
Limiting continuous current	see derating curve
Rated voltage / max. switching voltage AC	240/400
Dielectric strength coil-contact circuit	4000 V _{rms}
open contact circuit	1000 V _{rms}
adjacent contact circuits	2500 V _{rms}
Clearance / creepage coil-contact circuit	RT: ≥ 10 / 10 mm, RP, SR2M: ≥ 8 / 8 mm
Material group of insulation parts	≥ IIIa
Insulation to IEC 60664-1	
Type of insulation coil-contact circuit	reinforced
open contact circuit	functional
adjacent contact circuits	functional
Rated insulation voltage	250 V
Pollution degree	2
Rated voltage system	230/400 V
Overvoltage category	III
RoHS - Directive 2002/95/EC	compliant
Degree of protection DIN 40050	IP20
Ambient temperature range	-40...+80°C
Terminals	pcb
Insertion cycles	A (10)
Max. Insertion Force total	100 N
Mounting distance	0, dense packing
Resistance to soldering heat	270°C / 10 s
Weight	3 g
Packaging unit	100 pcs

Derating curve RP78601



Derating curve RP78602



Socket with PCB terminals

Type	Part Number
RP 78 601 Socket with PCB terminals, pinning 3.5 mm	8-1393234-4
RP 78 602 Socket with PCB terminals, pinning 5 mm	8-1393234-5

Accessories for RP 78 601, RP 78 602

Type	Part Number
RT 16 041 Plastic retaining clip RT, relay height 15.7 mm	3-1393161-4
RP 16 100 Plastic retaining clip RP, relay height 25.5 mm	1-1393161-7
RT 28 516 Metal retaining clip RT, relay height 15.7 mm	0-1419108-7
RP 28 500 Metal retaining clip RP, relay height 25.5 mm	1-1393161-9

*) For 1 pole relays (16 A) the relay terminals 11-21, 12-22 and 14-24 have to be bridged on the PCB.