



HESTORE.HU

elektronikai alkatrész áruház

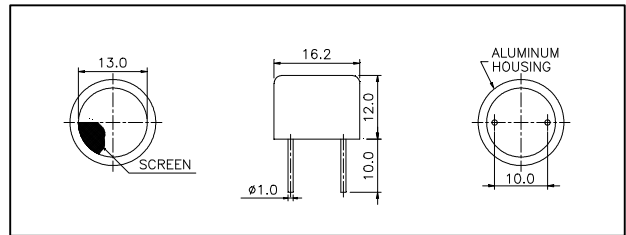
EN: This Datasheet is presented by the manufacturer.

Please visit our website for pricing and availability at www.hestore.hu.

PROWAVE Air Ultrasonic Ceramic Transducers 250ST/R160



Dimensions: dimensions are in mm



Specification

250ST160	Transmitter
250SR160	Receiver
Center Frequency	25.0±1.0Khz
Bandwidth (-6dB)	250ST160: 2.0Khz 250SR160: 2.0Khz
Transmitting Sound Pressure Level	112dB min.
at 25.0Khz; 0dB re 0.0002μbar per 10Vrms at 30cm	
Receiving Sensitivity	-62dB min.
at 25.0Khz 0dB = 1 volt/μbar	
Capacitance at 1Khz	±20% 2400 pF
Max. Driving Voltage (cont.)	20Vrms
Total Beam Angle	-6dB 85° typical
Operation Temperature	-30 to 80°C
Storage Temperature	-40 to 85°C

All specification taken typical at 25°C
Closer frequency tolerance can be supplied upon request.

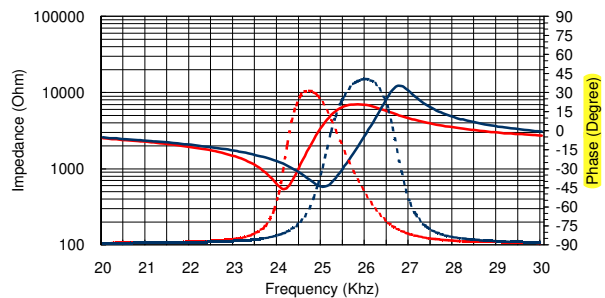
Model available:

1	250ST/R160	Aluminum Housing
2	250ST/R16B	Black Al. Housing
3	250ST/R16F	Al. Housing w/Solid Grid
4	250ST/R16P	Plastic Housing

Impedance/Phase Angle vs. Frequency

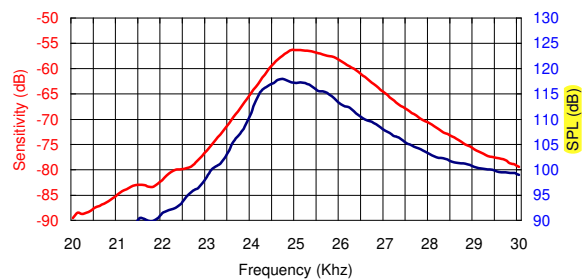
Tested under 1Vrms Oscillation Level

250SR160 Impedance (Red solid line)
250SR160 Phase (Red dotted line)
250ST160 Impedance (Blue solid line)
250ST160 Phase (Blue dotted line)

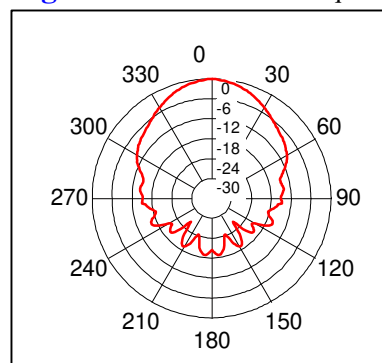


Sensitivity/Sound Pressure Level

Tested under 10Vrms @ 30cm



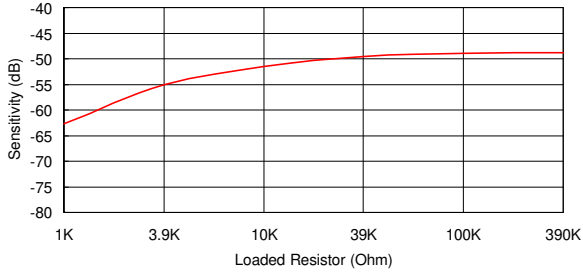
Beam Angle: Tested at 25.0Khz frequency



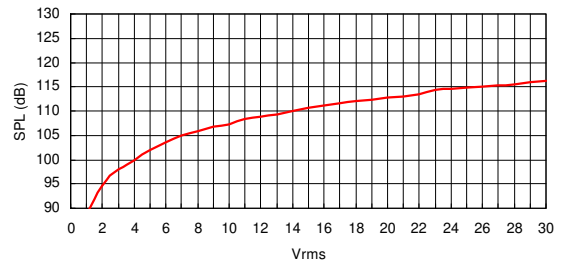
250SR160 Receiver

250ST160 Transmitter

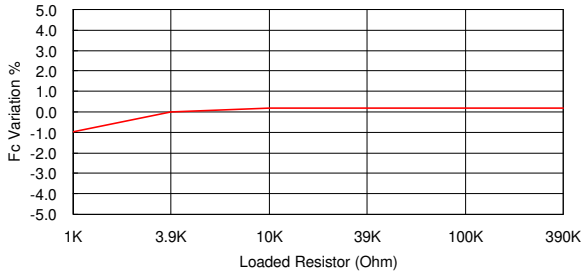
Sensitivity Variation vs. Loaded Resistor



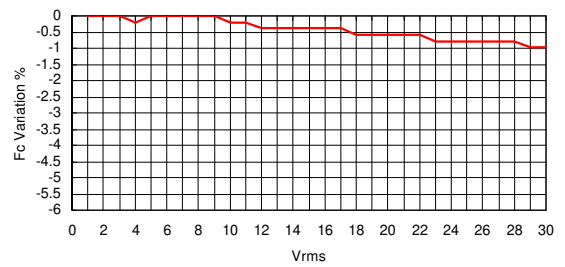
SPL Variation vs. Driving Voltage



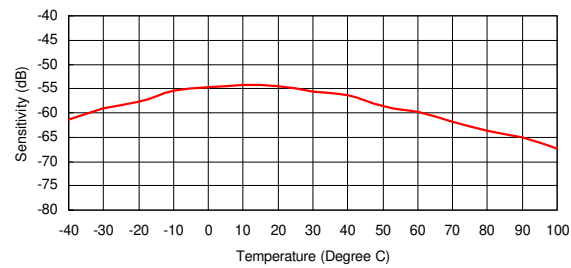
Center Frequency Shift vs. Loaded Resistor



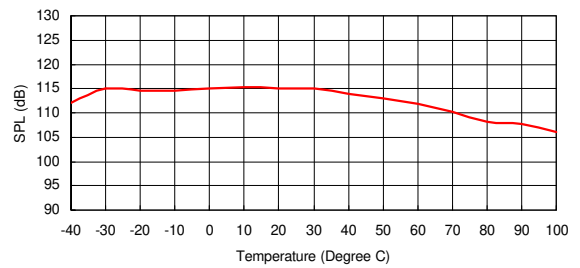
Center Frequency Shift vs. Driving Voltage



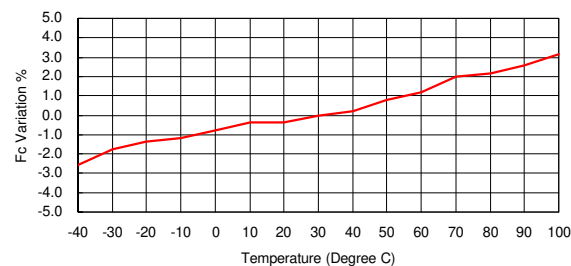
Sensitivity Variation vs. Temperature



SPL Variation vs. Temperature



Center Frequency Shift vs. Temperature



Center Frequency Shift vs. Temperature

