



**HESTORE.HU**

elektronikai alkatrész áruház

**EN:** This Datasheet is presented by the manufacturer.

Please visit our website for pricing and availability at [www.hestore.hu](http://www.hestore.hu).

**T821**

Box Header w/o Latch, 2.54 Dip, Straight.



**X**

**Housing Color**  
0=Grey  
1=Black

**XX**

**Positions**  
06=6 pos  
:  
:  
64=64 pos

**XX**

**Plating**  
A1=Full flash gold  
A2=15u" gold  
A3=30u" gold  
A4= gold flash / Tin  
SN=full Tin  
A5= 30u" gold/ Tin

**S1**

**Direction**  
S1 = Straight

**XX**

**Latch Type**  
00: STD (non latch)  
01:Short metal latch  
02:Long metal latch  
SO:w/stand off for pin

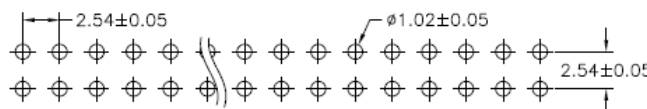
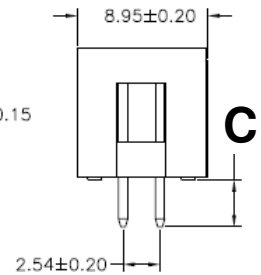
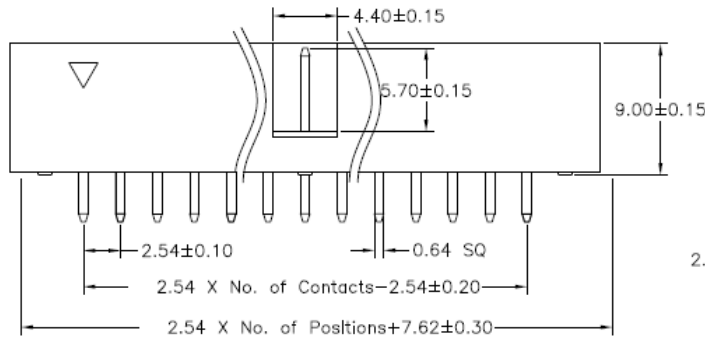
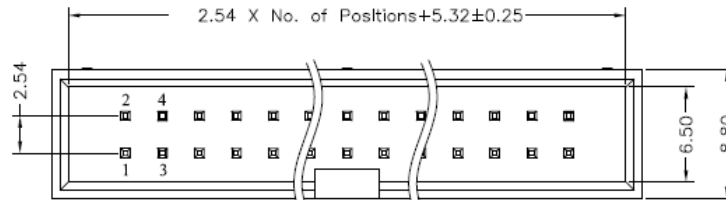
**C**

**Variation code**

**EU**

**Fixed Index**

C= STD, PBT, 3.3mm pin tail  
H=Nylon 6T, 3.3mm pin tail  
E=PBT / 2.54mm pin



Recommended PCB Layout

**General Specification**

**Materials and Finish :**

**Insulator:** Glass-reinforce thermoplastic, UL 94V-0.  
**Contact :**Phosphor Bronze, plated with full flash gold or selected gold in mating area; 100u" full tin on the termination area, with entire contact under-plated 50u" nickel.

**Electrical :**

**Contact Resistance:**20 mΩ max. at 1A DC.  
**Insulation Resistance:**1000 Megohms min. at 500VDC..  
**Dielectric Withstanding Voltage :** 1000 VAC/RMS 60Hz for one minute.  
**Current Rating :** 3A per contact  
**Voltage Rating :** 250VAC/RMS 60Hz

**Envirement :**

**Operating Temperature:** -40degree C to +105 degree C

T821

Box Header w/o Latch, 2.54 Dip, Right Angle



X

Housing Color  
0=Grey  
1=Black

XX

Positions  
06=6 pos  
:  
:  
64=64 pos

XX

Plating  
A1=Full flash gold  
A2=15u" gold  
A3=30u" gold  
A4= gold flash / Tin  
SN=full Tin  
A5= 30u" gold/ Tin

R1

Direction  
R1=Right Angle

XX

Latch Type  
00: STD (non latch)  
01:Short metal latch  
02:Long metal latch  
SO:w/stand off for pin

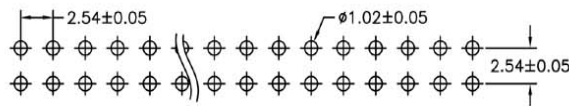
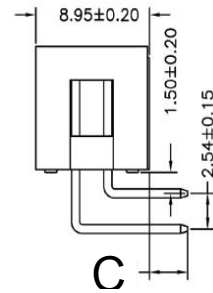
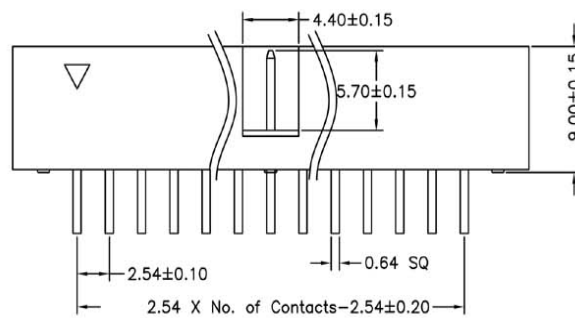
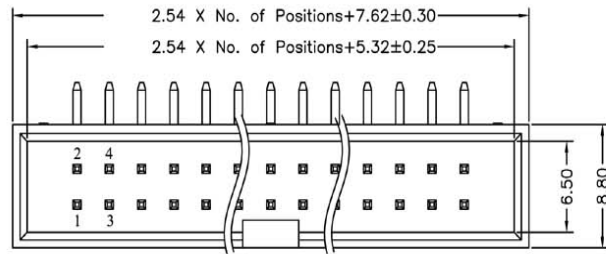
C

Variation code

EU

Fixed Index

C= STD, PBT, 3.0mm pin tail  
H=Nylon 6T, 3.0mm pin tail  
E=PBT / 2.54mm pin



Recommended PCB Layout

General Specification

Materials and Finish :

**Insulator:** Glass-reinforce thermoplastic, UL 94V-0.  
**Contact :**Phosphor Bronze, plated with full flash gold or selected gold in mating area; 100u" full tin on the termination area, with entire contact under-plated 50u" nickel.

Electrical :

**Contact Resistance:**20 mΩ max. at 1A DC.  
**Insulation Resistance:**1000 Megohms min. at 500VDC..  
**Dielectric Withstanding Voltage :** 1000 VAC/RMS 60Hz for one minute.  
**Current Rating :** 3A per contact  
**Voltage Rating :** 250VAC/RMS 60Hz

Envirement :

**Operating Temperature:** -40degree C to +105 degree C