



HESTORE.HU

elektronikai alkatrész áruház


EN: This Datasheet is presented by the manufacturer.

Please visit our website for pricing and availability at www.hestore.hu.

35

3521

RAST 2.5 connectors, pitch 2.5/5.0 mm



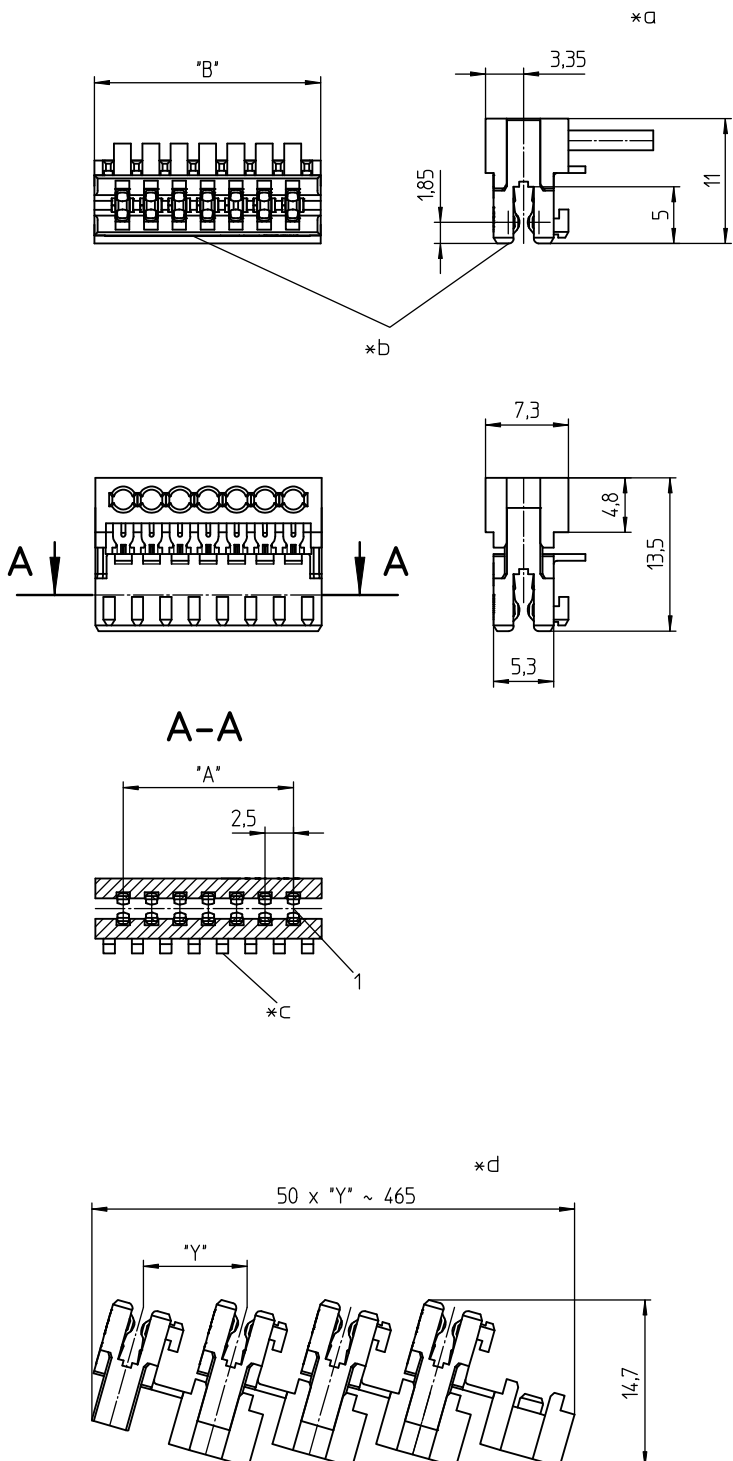
RAST 2.5 connector for direct and indirect mating,
insulation displacement technology (IDT), for individual
conductors, daisy chain possible
contact pitch 2.5 mm

Approvals:



35

3521



Environmental conditions

Temperature range -40 °C/+130 °C¹

¹ upper limit temperature (insulating body) RTI (electrical) of the UL Yellow Card


Materials

Insulating body PBT, V-0 according to UL94 – 3521 (S...V...)
PA, V-2 according to UL94 – 3521 M12(S...V...)¹


Contact spring CuSn, tin-plated – 3521 (M...S...)
CuSn, tin-plated (Sn/Ag), 2-9 poles – 3521 (M...S...)V03
CuSn, pre-nickel and gold-plated – 3521 (M...S...)V102

¹ M12: component glow wire resistant (GWT 750 °C), testing acc. to IEC 60695-2-11, assessment acc. to IEC 60335-1 (flame < 2 s)

Mechanical data

Mating with printed circuit board 1.5 ± 0.14 mm
Insertion force/contact ≤ 4,0 N
Withdrawal force/contact ≥ 0,5 N
Keying proposals at www.lumberg.com 

Connectable conductors for IDT area

Construction discrete conductor, notched flat cable 2.5 mm
Section min. 0,14 mm²
Section max. 0,38 mm²
Insulation diameter ≤ 1,6 mm
Approved cables at www.lumberg.com 

Electrical data (at T_{amb} 20 °C)

Contact resistance ≤ 5 mΩ
Rated current 4 A (T_{amb} 60 °C)
2 A (T_{amb} 100 °C)
Rated voltage 32 V AC
Material group IIIa (IEC)/2 (UL) (CTI ≥ 250)
Creepage distance 0,6 mm
Clearance 0,6 mm
Insulation resistance > 1 GΩ

35

3521

- *a terminated connector
- *b color marking:
3521 (M...)S01 blue
3521 (M...)S02 green
3521 (M...)S03 brown
- *c keying
- *d chaining of the component parts (state of delivery)

Associated products

Counterparts

☞ 3541	☞ 3541-1	☞ 3545
☞ 3545-1	☞ 3550	☞ 355095
☞ 355099	☞ 3554	☞ 83545

Accessories

[☞ 3500](#)

Harnessing equipment

☞ HA35-CA	☞ HA35e	☞ HA35e-CA
☞ HA35e-RK	☞ HZ-M35	☞ HZ35
☞ HZ35-K	☞ KHP35	☞ VARICON 7000
☞ VARICON 7000-Eco	☞ VARICON 7000-Eco-CR	☞ VARICON 7000-RD

Designation	Pole Number	PU (Pieces)	MDQ (Pieces)	Dimensions	
				A (mm)	B (mm)
3521 02	2	4950	4950	2.5	7.4
3521 03	3	3600	3600	5.0	9.9
3521 04	4	2700	2700	7.5	12.4
3521 05	5	2250	2250	10.0	14.9
3521 06	6	1800	3600	12.5	17.4
3521 07	7	1800	3600	15.0	19.9
3521 08	8	1350	2700	17.5	22.4
3521 09	9	1350	2700	20.0	24.9
3521 10	10	1350	2700	22.5	27.4
3521 11	11	900	2700	25.0	29.9
3521 12	12	900	2700	27.5	32.4
3521 13	13	900	2700	30.0	34.9
3521 14	14	900	2700	32.5	37.4
3521 15	15	900	2700	35.0	39.9
3521 16	16	450	2700	37.5	42.4
3521 17	17	450	2700	40.0	44.9
3521 18	18	450	2700	42.5	47.4
3521 19	19	450	2700	45.0	49.9
3521 20	20	450	2700	47.5	52.4

Designation to be completed by further details (e.g. for keying, color or material options).

Packaging:

chained, in a cardboard box